

**DETAILED BALANCE SHEET
AS OF SEPTEMBER 30, 2017**

	Account Code		
Other Receivables			
Receivables - Disallowances/Charges	1 03 05 010	168,371,121	
Due from Officers and Employees	1 03 05 020	266,755	
Other Receivables	1 03 05 990	453,536,612	
		<u>622,174,489</u>	1,813,967,406
Inventories			
Inventory Held for Consumption			
Office Supplies Inventory	1 04 04 010	342,789,67	
Drugs and Medicines Inventory	1 04 04 060	217,244	
Fuels, Oil and Lubricants Inventory	1 04 04 080	844,619	
Military, Police and Traffic Supplies Inventory	1 04 04 110	312,142	
Construction Materials Inventory	1 04 04 130	691,509	
Electrical Supplies and Materials Inventory	1 04 04 190	2,578,180	
Other Supplies Inventory	1 04 04 990	1,959,542	
		<u>6,946,025</u>	
Investment Property			
Land and Buildings			
Investment Property, Buildings	1 05 01 020	334,126,026	
Accumulated Depreciation - Investment Property, Buildings	1 05 01 021	(294,819,808)	
		<u>39,306,218</u>	
Property, Plant and Equipment			
Land			
Land	1 06 01 010	6,645,886,033	
Land Improvements			
Other Land Improvements	1 06 02 990	4,285,089,300	
Accumulated Depreciation - Other Land Improvements	1 06 02 991	(4,066,732,136)	
		<u>218,357,165</u>	
Infrastructure Assets			
Airport System	1 06 03 080	2,577,467,668	
Accumulated Depreciation - Airport System	1 06 03 081	(1,624,681,146)	
		<u>952,786,522</u>	
Buildings and Other Structures			
Office Buildings	1 06 04 010	21,691,874,259	
Accumulated Depreciation - Buildings and Other Structures	1 06 04 011	(5,387,701,827)	
		<u>16,304,172,432</u>	
Machinery and Equipment			
Office Equipment	1 06 05 020	40,140,796	
Accumulated Depreciation - Office Equipment	1 06 05 021	(31,304,760)	
Information and Communication Technology, Equipment	1 06 05 030	179,059,111	
		<u>8,836,036</u>	

DETAILED BALANCE SHEET
AS OF SEPTEMBER 30, 2017

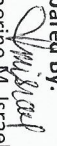
	Account Code		
Accumulated Depreciation - Information and Communication Technology, Equipment	1 06 05 031	(151,126,174)	27,932,938
Airport Equipment	1 06 05 060	3,903,924,615	
Accumulated Depreciation - Airport Equipment	1 06 05 061	(2,858,442,111)	1,045,482,503
Communication Equipment	1 06 05 070	377,073,959	
Accumulated Depreciation - Communication Equipment	1 06 05 071	(253,119,127)	123,954,832
Disaster Response and Rescue Equipment	1 06 05 090	450,914,983	
Accumulated Depreciation - Disaster Response and Rescue Equipment	1 06 05 091	(243,948,359)	206,966,624
Military, Police and Security Equipment	1 06 05 100	65,102,240	
Accumulated Depreciation - Military, Police and Security Equipment	1 06 05 101	(24,988,414)	40,113,826
Medical Equipment	1 06 05 110	18,218,554	
Accumulated Depreciation - Medical Equipment	1 06 05 111	(15,425,606)	2,792,948
Other Machinery and Equipment	1 06 05 990	1,731,401,428	
Accumulated Depreciation - Other Machinery and Equipment	1 06 05 991	(1,156,743,462)	574,657,966
Transportation Equipment			
Motor Vehicles	1 06 06 010	244,700,321	
Accumulated Depreciation - Motor Vehicles	1 06 06 011	(187,718,360)	56,981,960.56
Furniture, Fixtures and Books			
Furniture and Fixtures	1 06 07 010	430,227,573	
Accumulated Depreciation - Furnitures and Fixtures	1 06 07 011	(312,666,916)	117,560,656
Books	1 06 07 020	1,251,814	
Accumulated Depreciation - Books	1 06 07 021	(1,112,469)	139,345
Leased Assets Improvements			
Leased Assets Improvement, Building	1 06 09 020	122,381,872	
Accumulated Depreciation - Leased Assets Improvement, Building	1 06 09 021	(110,143,685)	12,238,187
Other Property, Plant and Equipment			
Work/Zoo Animals	1 06 98 010	7,971,013	7,971,013
Other Property, Plant and Equipment	1 06 98 990	166,038,894	
Accumulated Depreciation - Other Property, Plant and Equipment	1 06 98 991	(125,131,819)	40,907,075
Construction in Progress			
Construction in Progress - Land Improvements	1 06 99 010	11,863,861	
Construction in Progress - Infrastructure Assets	1 06 99 020	462,792,113	
Construction in Progress - Building and Other Structures	1 06 99 030	9,965,791	
		484,621,764.74	26,872,359,826


**DETAILED BALANCE SHEET
AS OF SEPTEMBER 30, 2017**


	Account Code		
Other Assets			
Advances			
Advances for Payroll	1 99 01 020	373,509	
Advances to Officers and Employees	1 99 01 040	691,702	1,065,211
<hr/>			
Prepayments			
Advances to Contractors	1 99 02 010	48,270,391	
Prepaid Rent	1 99 02 020	42,511,808	
Prepaid Insurance	1 99 02 050	5,787,884	
Input Tax	1 99 02 060	139,510,808	
Withholding Tax at Source	1 99 02 080	176,127,699	442,208,590
<hr/>			
Deposits			
Deposit Letters of Credit	1 99 03 010	288,558	
Guaranty Deposits	1 99 03 020	5,202,376	5,490,933.95
<hr/>			
Restricted Fund			
Restricted Fund	1 99 04 010	286,409,350	286,409,350
<hr/>			
Other Assets			
Deferred Charges	1 99 99 080	82,044,570	
Other Assets	1 99 99 990	175,191,762	257,236,332
<hr/>			
TOTAL ASSETS			<u>962,410,417</u>
		PHP	<u><u>43,855,809,187</u></u>
<hr/>			
LIABILITIES			
Financial Liabilities			
Payables			
Accounts Payable	2 01 01 010	641,372,732	
Due to Officers and Employees	2 01 01 020	24,145,778	
Interest Payable	2 01 01 050	51,769,497	717,288,007
<hr/>			
Bills/Bonds/Loans Payable			
Loans Payable - Domestic	2 01 02 040	2,441,139,000	
Loans Payable - Foreign	2 01 02 050	2,409,506,400	4,850,645,400
<hr/>			
Tax Refunds Payable			
Tax Refunds Payable	2 01 03 010	3,096,991	3,096,991
<hr/>			

**DETAILED BALANCE SHEET
AS OF SEPTEMBER 30, 2017**

	Account Code						
Inter-Agency Payables							
Inter-Agency Payables							
Due to BIR	2	02	01	010	715,158,080		
Due to GSIS	2	02	01	020	9,358,989		
Due to PAG-IBIG	2	02	01	030	775,514		
Due to Philhealth	2	02	01	040	628,370		
Due to Other NGAS	2	02	01	050	335,356,861		
Due to Treasurer of the Philippines	2	02	01	090	482,233,186		
Trust Liabilities						1,543,510,999	
Trust Liabilities							
Guaranty/Security Deposits Payable	2	04	01	040	98,486,393		
Customers' Deposits Payable	2	04	01	050	413,092,309		
Deferred Credits/Unearned Income						511,578,702	
Deferred Credits							
Other Deferred Credits	2	05	01	990	759,428,113		
Other Payables						759,428,112.61	
Other Payables							
Other Payables	2	99	99	990	614,543,135		
EQUITY						614,543,135	
Government Equity							
Government Equity							
Government Equity	3	01	01	020	7,191,934,321		
Retained Earnings						7,191,934,321	
Retained Earnings							
Beginning Balance	3	07	01	010	24,888,812,212		
Deduct: CY 2016 Dividend					(67,604,298)		
Retained Operation Surplus:					(100,058,945)		
PNCC Adjustment					2,942,634,551		
Current Operations						27,663,783,520	
TOTAL LIABILITIES AND EQUITY						34,855,717,841	
						43,855,809,187	

Prepared By:

 Catherine M. Israel
 Sr. Corporate Accountant

Verified By:

 Maria Cristina P. Azarcon
 Sr. Corporate Accountant B

Certified Correct:

 Grace D. Guilinao
 Officer-in-Charge
 Accounting Division